

If you have any questions, please contact me at jamie@teachmommyteach.com

Thank you for downloading!

You May:

- use these resources in your own home or classroom for non-commercial use.
- print as many copies as you would like.
- share the website link, <https://teachmommyteach.com/>, where this printable can be found, so that others can download the file.

You May NOT:

- sell, give away, or share a printed copy. Each person should download separately and print.
- print out a copy for multiple teachers, as in an entire school, co-op, or other group. Each teacher should download separately and print.
- link directly to the pdf. Instead, link to the page on <https://teachmommyteach.com/> or <https://teacherspayteacher.com/> where you found the download.
- claim this or any part of this printable as your own.
- alter this printable and claim it as your own.
- host any of the files on your personal or other websites that can be shared with others.
- Upload this resource to any file sharing sites

Credits!! Thank you Speaking of Images and Open Clipart!



<https://www.teacherspayteachers.com/Store/Speaking-Of-Images>



<https://openclipart.org/>

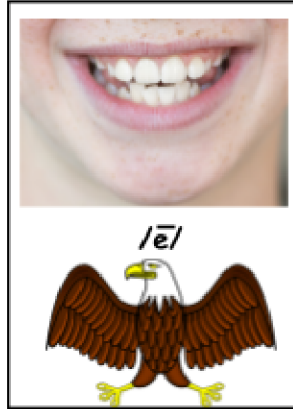
Set 3 Book 6: Kittens

Pre-Reading Worksheets

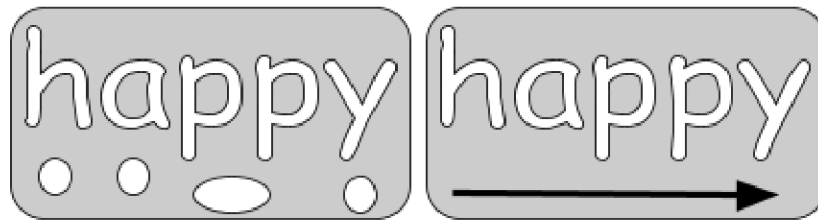
Your child will review *y* at the end of words representing the *e* sound. Your child will review the sight words *what*, *said*, *my*, and *come*. Your child will review the ER digraph.

Name: _____

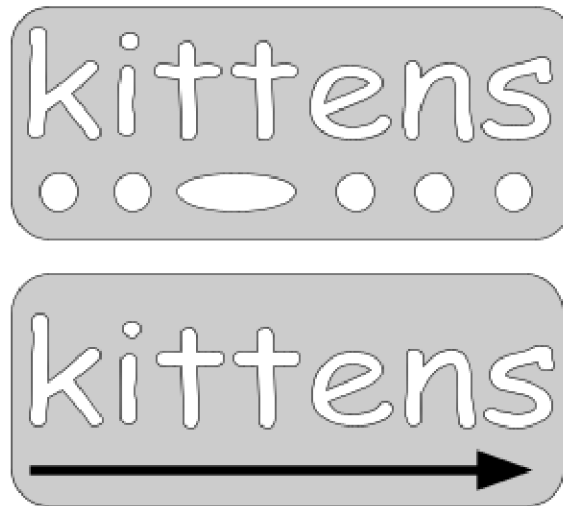
The **y** at the end of words with 2 or more syllables represents a **long e sound**.
Practice saying the **long e sound** using the picture of the mouth below.



Sound out the following word. Remember the **y** will represent the **long e sound**.



Sound out the following word.



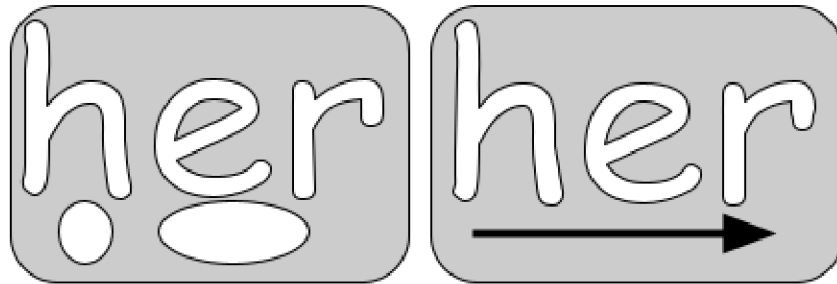
Read the following sentence.

See the happy kittens!





Name: _____

The word **her** has the **er** sound at the end of the word. Practice saying the **er** sound. Then sound out the word **her**.



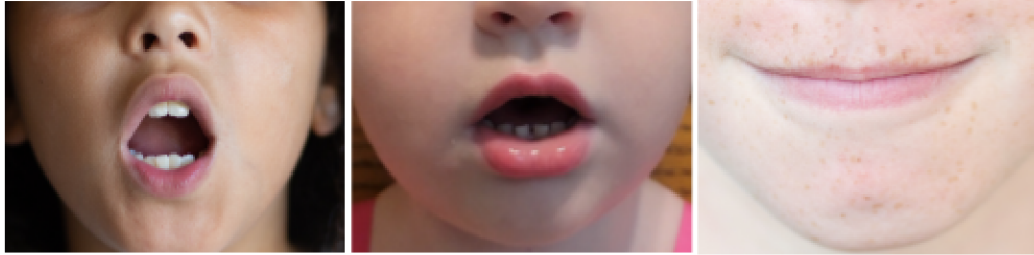
Help the girl follow the word **her** through the maze to find her puppy.

	her	hut	put	put	Put	Jen	
wad	Pet	her	her	her	him	put	Bend
man	her			her	pan	Put	sand
cat	an	her	her	hot	hen	put	cot
hot	her	her	her	hen	her	her	fot
her	her	rot	off	pot	her	her	pot
her	her	bot	big	an	her	her	bet
her	her	her	her	her		her	her
her	her	hut	hit	he	his	his	her
						hot	her



Name: _____

The sight word **come** can be a tricky word to read. The **c** represents the usual **k** sound. The **o** does not make a usual sound. The **o** represents a **schwa** sound (short u sound with less stress). The **m** represents the usual **m** sound. The **e** is silent. Use the pictures of the mouths below as a reference to read the word **come**.



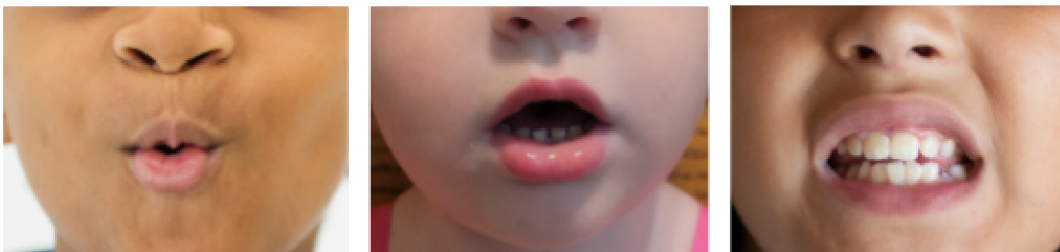
c

o

m

e

The sight word **what** can be a tricky word to read. **WH** normally represents a **wh** sound. The **WH** represents the **wh** sound in **what**. The **A** in this word will represent the **schwa** sound.




wh

a

t

Name: _____

The **y** at the end of one syllable words will represent the **long i sound**. Read and color the **y** in the sight word **my** to remind yourself of the rule: *The y at the end of one syllable words will represent the long i sound.*



Said is a sight word. The **s** and **d** in the word **said** follow normal phonics patterns, but the **ai** does not. The **ai** will represent a **short e sound**. This does not follow normal phonics patterns because normally **ai** would represent a **long a sound**. Practice reading the word **said**. Color the word **ai** to remind yourself that the **ai** will represent the **short e sound**.



Practice reading the following sight words.

come said her come what my said

her what come what my come said

Set 3 Book 6:
Kittens

Extra Practice
Post-Reading Worksheets

Name: _____

Read the following short story. Then illustrate the story below.

The kitten was sad.

"What can I do to help?" said Mom.

"Come to my bed and hug me!" said the kitten.

Mom went to the kitten's bed and hugged her.

The kitten and Mom were happy!